

A large, stylized number '9' is the central graphic of the page. The top and bottom curves of the '9' are white, while the middle section is a solid light grey. The background of the entire page is a darker grey.

**Capsticks Diversity Data
2021/2022**

Full tables



Gender

Data which relates to Gender is provided for 100% of our people

	Female (%)	Male (%)	Other preferred (%)	Prefer not to say (%)
Partner	47	53	0	0
Qualified fee earner	77	22	0	1
Other fee earner	80	20	0	0
Support & Secretarial	74	25	1	0
Total Partners & Staff	74	25	0	0



Full tables

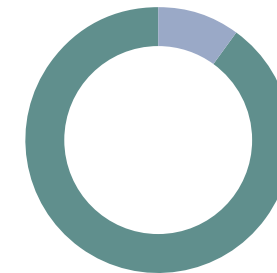
Ethnicity

Data which relates to Ethnicity is provided for 94% of our people

	White (%)	Black, Asian and Minoritised Ethnic (%)	Other ethnic group (White other + Irish) (%)	Prefer not to say (%)
Partner	89	10	0	2
Qualified fee earner	73	22	3	2
Other fee earner	75	22	2	0
Support & Secretarial	78	22	0	0
Total Partners & Staff	76	21	2	1

Ethnicity ■ White ■ BAME

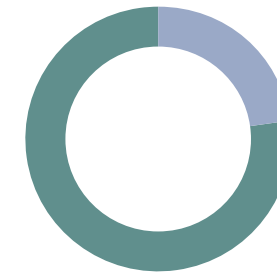
Partner



Other Fee Earner



Qualified Fee Earner



Support & Secretarial



Total Partners and Staff



Full tables



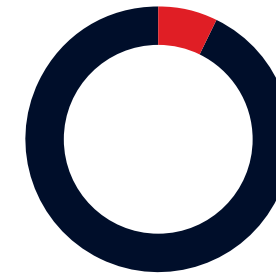
Disability

Data which relates to Disability is provided for 100% of our people

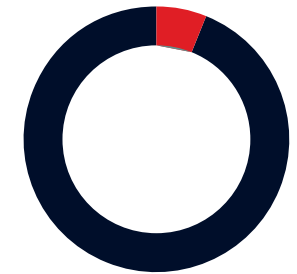
	Declared disability (%)	Not declared disability (%)	Prefer not to say (%)
Partner	6	92	1
Qualified fee earner	5	94	2
Other fee earner	7	89	3
Support & Secretarial	6	93	2
Total Partners & Staff	6	92	2

Disability ■ Declared ■ Not declared

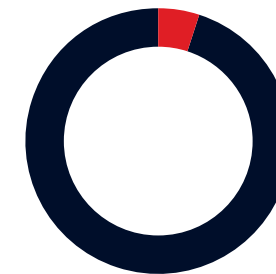
Partner



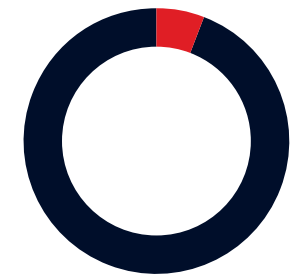
Other Fee Earner



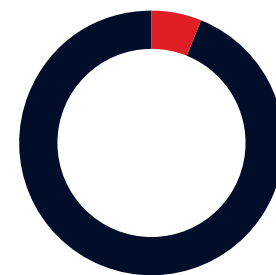
Qualified Fee Earner



Support & Secretarial



Total Partners and Staff



Full tables

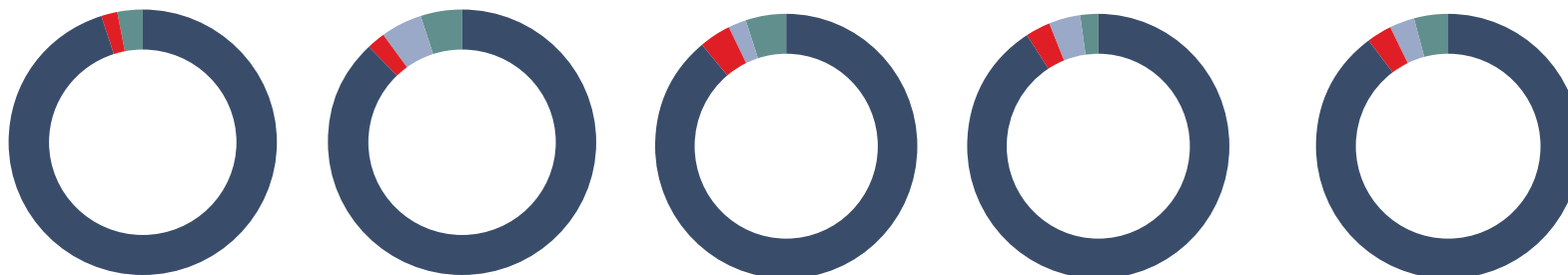
Sexual Orientation

Data which relates to Sexual Orientation is provided for 94% of our people

	Bisexual (%)	Gay/lesbian (%)	Heterosexual (%)	Other (%)	Prefer not to say (%)
Partner	0	2	95	0	3
Qualified fee earner	2	4	89	0	5
Other fee earner	5	2	88	0	5
Support & Secretarial	4	3	90	2	2
Total Partners & Staff	3	3	89	1	4

■ Heterosexual
 ■ Gay/lesbian
 ■ Bisexual
 ■ Prefer not to say

Partner Other Fee Earner Qualified Fee Earner Support & Secretarial Total Partners and Staff



Full tables

Religious Belief

Data which relates to Religious Belief is provided for 94% of our people

	No religion (%)	Buddhist(%)	Christian (%)	Hindu(%)	Jewish (%)	Muslim (%)	Sikh (%)	Other (%)	Prefer not to say (%)
Partner	43	0	49	3	2	2	0	0	2
Qualified fee earner	43	1	36	5	1	5	1	1	7
Other fee earner	54	0	29	3	0	8	1	1	4
Support & Secretarial	47	0	37	1	0	7	1	1	6
Total Partners & Staff	47	1	35	3	1	6	1	1	6

■ No religion
 ■ Buddhist
 ■ Christian
 ■ Hindu
 ■ Jewish
 ■ Muslim
 Sikh

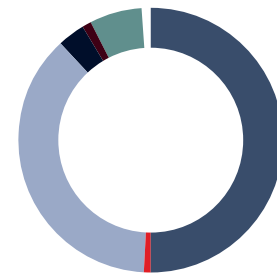
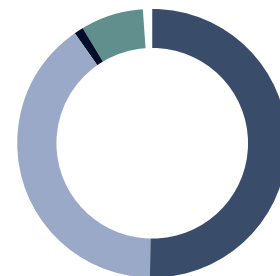
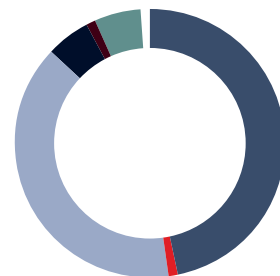
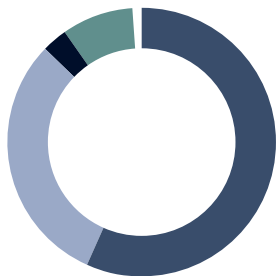
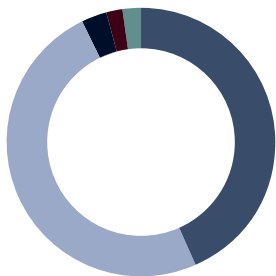
Partner

Other Fee Earner

Qualified Fee Earner

Support & Secretarial

Total Partners and Staff



Full tables

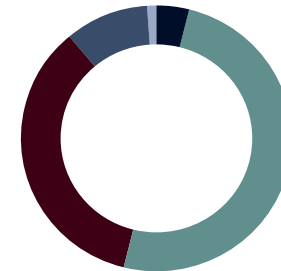
Age

Age ■ 16-24 ■ 25-34 ■ 35-44 ■ 45-54 ■ 55-64 ■ 65+

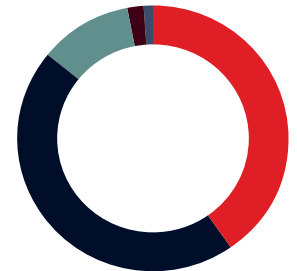
Data which relates to Age is provided for 100% of our people

	16-24 (%)	25-34 (%)	35-44 (%)	45-54 (%)	55-64 (%)	65+ (%)
Partner	0	4	50	35	10	1
Qualified fee earner	0	47	39	11	2	0
Other fee earner	40	45	11	2	1	0
Support & Secretarial	10	33	30	13	13	1
Total Partners & Staff	13	39	31	12	5	0

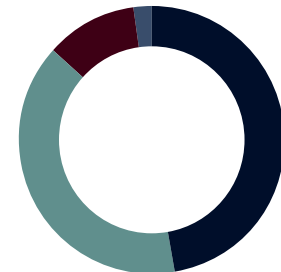
Partner



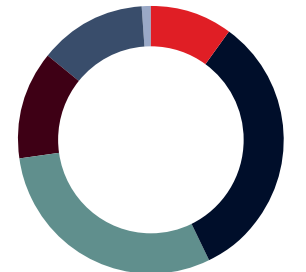
Other Fee Earner



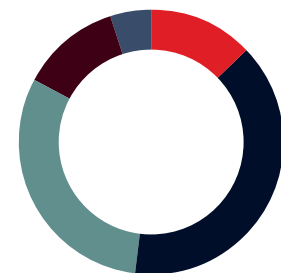
Qualified Fee Earner



Support & Secretarial



Total Partners and Staff



Full tables



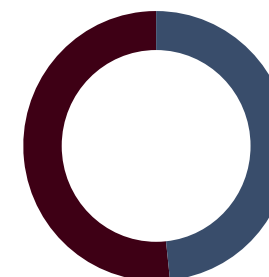
Caring Responsibility

Data which relates to Caring Responsibility is provided for 100% of our people

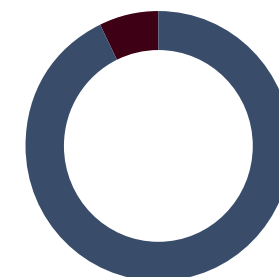
	Primary carer (%)	Not primary carer (%)	Prefer not to say (%)
Partner	51	48	2
Qualified fee earner	32	66	2
Other fee earner	7	93	0
Support & Secretarial	19	80	1
Total Partners & Staff	23	75	1

Caring Responsibility ■ Primary ■ Not

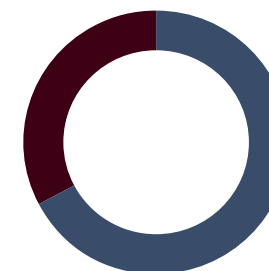
Partner



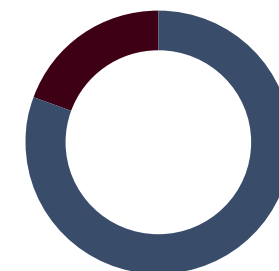
Other Fee Earner



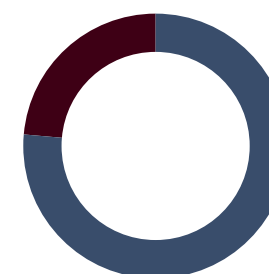
Qualified Fee Earner



Support & Secretarial



Total Partners and Staff



Full tables

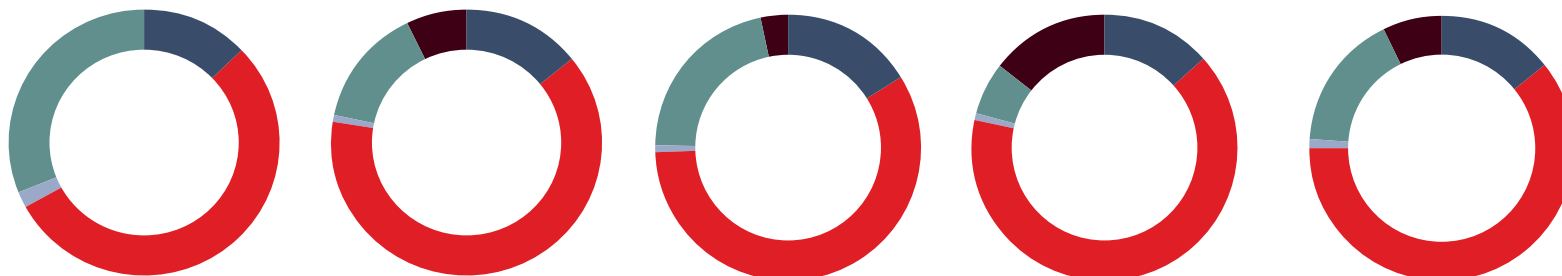
Secondary School Education

Data which relates to Secondary School Education is provided for 93% of our people

	State school selective (%)	State school non selective (%)	Fee-paying school - bursary (%)	Fee-paying school - non-bursary (%)	Attended outside UK (%)	Other (%)	Don't know (%)	Prefer not to say (%)
Partner	13	54	2	31	0	0	0	0
Qualified fee earner	16	57	1	21	3	0	0	3
Other fee earner	14	62	1	14	7	0	1	1
Support & Secretarial	13	63	1	6	14	1	6	2
Total Partners & Staff	14	59	1	16	7	0	1	2

■ State selective
 ■ State non-selective
 ■ Fee paying (bursary)
 ■ Fee paying (non-bursary)
 ■ Outside of UK

Partner Other Fee Earner Qualified Fee Earner Support & Secretarial Total Partners and Staff



Full tables

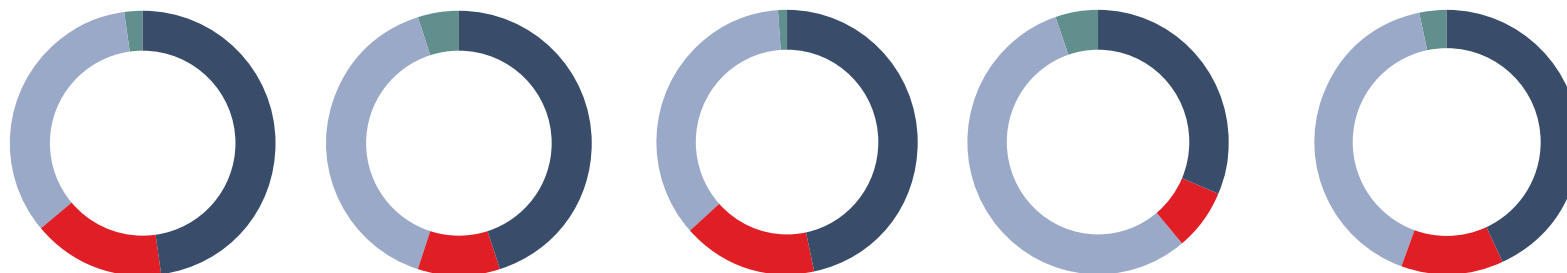
Parental Education

Data which relates to Parental Education is provided for 85% of our people

	At least one has a degree level qualification (%)	Qualifications below degree level (%)	No formal qualifications (%)	Dont know/ not sure (%)	Not applicable (%)	Prefer not to say (%)
Partner	48	16	34	2	0	0
Qualified fee earner	45	16	34	1	0	3
Other fee earner	45	10	40	5	0	1
Support & Secretarial	30	7	53	5	1	5
Total Partners & Staff	42	12	40	3	0	3

■ State selective
 ■ State non-selective
 ■ Fee paying (bursary)
 ■ Fee paying (non-bursary)
 ■ Outside of UK

Partner Other Fee Earner Qualified Fee Earner Support & Secretarial Total Partners and Staff



Figures have been rounded up or down to the nearest whole number.

***Black, Asian and Minoritised Ethnic includes:**

Asian / Asian British: Any other Asian background

Asian / Asian British: Bangladeshi

Asian / Asian British: Chinese

Asian / Asian British: Indian

Asian / Asian British: Pakistani

Black / Black British: African

Black / Black British: Caribbean

Mixed / multiple ethnic groups: Any other Mixed / multiple ethnic background

Mixed / multiple ethnic groups: White and Asian

Mixed / multiple ethnic groups: White and Black African

Mixed / multiple ethnic groups: White and Black Caribbean

Mixed / multiple ethnic groups: White and Chinese

***Other ethnic background includes:**

White: Any other White background

White: Irish

CAPSTICKS

capsticks.com
Twitter: @capstickslp

BIRMINGHAM

1 Temple Row
Birmingham, B2 5LG
T: +44 (0)121 230 1500
F: +44 (0)121 230 1515

CHORLEY

Ordnance House
Lancashire, PR7 6TB
T: +44 (0)125 726 6008

LEEDS

Toronto Square
Leeds LS1 2HJ
T: +44 (0)113 322 5560
F: +44 (0)113 242 2722

LONDON

1 St George's Road
Wimbledon, SW19 4DR
T: +44(0)20 8780 2211
F: +44(0)20 8780 1141

WINCHESTER

Staple House
Hampshire, SO23 8SR
T: +44 (0)1962 678 300
F: +44 (0)1962 678 311